

Dear Junior Kindergarten Parents,

Welcome to All Saints Catholic School! I am very excited that your child will be in my class. Here are calendars for the months of June, July, and August to help prepare your child to feel comfortable with the class expectations this year.


Along with the tasks listed on these calendars, I ask you to spend 15 minutes every day reading to your child for the months of June and July. Beginning in the month of August, I ask you to spend 20 minutes reading with your child.

Lovingly reading to your child will not only strengthen the bond you have with your child, but it will also increase attention span and expand vocabulary. The ability to listen is probably one of the largest factors that will determine the ability of your child to be successful, spiritually, intellectually, socially, emotionally, and even physically! Research has proven that the amount of books children have access to determines the success of the children.

Please lightly color or initial the task in each square on the calendar that your child completes. If you spent the recommended amount of time reading with your child, please also write the title of the book in at least a total of twenty squares. Thank you.

Happy Summer Reading and Learning!

Sincerely,  
Catherine Hoang



Make Waves With Summer Reading  
and Learning Activities!

Return the completed June, July, and August Calendars  
the First Day of School.

# All Saints Catholic School June 2021

Sunday	Monday	Tuesday	Wednesday	Thursday	Friday	Saturday
		1 Eat an apple. Find items beginning with Aa.	2 Write the number 1, hold up one finger, and find one item.	3 Write the number 2. Two is a pair. Find a pair of shoes, hands, feet, ...	4 Learn to count to ten (10).	5 Listen to and act out <u>Little Red Ridinghood</u> .
6 Look at a plant when with a grown up. Point to the leaves, the stem, and maybe the blossom.	7 Eat a banana. Find items beginning with Bb.	8 Play the "Memory Game" using cards.	9 How old are you? Hold up the right number of fingers	10 Sing "Twinkle, Twinkle, Little Star"	11 Count how many fingers you have on each hand.	12 Listen to and act out <u>The Three Bears</u> .
13 Go on a butterfly hunt. Where did you see them?	14 Eat a cookie. Find items beginning with Cc.	15 Play "I Spy" looking for items that are certain shapes	16 Find items that are red.	17 Both sing and say the ABC's.	18 Count how many toes you have on each foot.	19 Go around the house and hunt for words.
20 Look for squirrels. How many do you see?	21 Eat a doughnut. Find items beginning with Dd.	22 Play "Red Light, Green Light."	23 Have a grown up cut a cereal box puzzle. Put the pieces back.	24 Listen to someone read you an ABC book.	25 Learn the rhyme, "This Little Piggy Went to	26 Talk about opposites
27 Look for ants. What letter does the word "ants" begin with?	28 Eat or shell an egg. Find item beginning with Ee.	29 Play "Mother May I."	30 Read a Dr. Seuss book and see what words rhyme.			
					(See Back.)	

# All Saints Catholic School July 2021

Sunday	Monday	Tuesday	Wednesday	Thursday	Friday	Saturday
4 In the pool, kick your feet slowly, then with walking speed, then quickly.	5 Spell your first name.	6 Say your first and last name.	7 Make a paper fan and write the letter Ff.	8 Write a number four (4) in sand or chocolate pudding.	9 How many sides does a square have? Count them.	10 Catch lightning bugs, count them, and set them free.
11 Go for a nature walk. How many insect or animal sounds do you hear?	12 When riding in the car, what letters do you see on the road signs?	13 Look at yourself in the mirror. Draw a picture of you.	14 Hold up five fingers. Ask your parents to help you write the number five (5).	15 Find items that are blue.	16 Have someone read you a Disney story.	17 Blow bubbles. How many can you blow (pop)?
18 On a sunny day, spray water in a bucket or pool. Can you see a rainbow?	19 In all capital letters, write your first name.	20 What fruits and vegetables are yellow like the sun? Where do they come from?	21 Play the game of Candy Land.	22 Find seashells. Where do they come from?	23 With plastic mold or ice trays and sticks make fruit juice popsicles.	24 Mix yellow and blue paint/fingerpaint to make green. Paint grass and leaves.
25 What sinks or floats in a basin or pool of water?	26 Practice tying shoes using the bunny ears method.	27 Say your birthday — month, date, and year.	28 Listen to someone reading a book about ocean animals.	29 Thank God for all you have — What can you name?	30 What two colors mixed together make purple? Paint things that are purple.	31 Draw a triangle. How many sides does it have?

(See Back.)

# All Saints Catholic School August 2021

Sunday	Monday	Tuesday	Wednesday	Thursday	Friday	Saturday
1 Help wash dishes or the car.	2 Pray for members of your family.	3 Have someone read you a book about your favorite cartoon character.	4 Eat a ginger snap or gingerbread cookie. Read <u>The Gingerbread Man</u> .	5 What does the word, "Go" begin with. Spell that word.	6 Work on learning your address.	7 Learn about parts of the body by playing "Simon Says."
8 Eat an orange. What color is it?	9 Pray for friends.	10 Use two hands to hold up six fingers. Write the number 6.	11 Find items that are brown.	12 Put two Cheerios in one plate and five in another plate. Which plate has more?/less?	13 Have water play with plastic measuring spoons and measuring cups. Which can hold more/less water?	14 Make cookies. Have Mom or Dad read the recipe out loud while you make them.
15 Mark how tall each family member is. Compare heights.	16 Pray for others around the world.	17 What color are most words in books? Find items that are black.	18 Name fruits.	19 Name vegetables.	20 Play the guessing game called "My Ship Comes Loaded With..."	21 Hold up seven fingers. Write the number
22 Say the days of the week.	23 Make a card for someone.	24 Say the months of the year.	25 Sing "Head, Shoulders, Knees, and Toes."	26 Walk up steps and count each step you walk on.	27 Play charades.	28 Have someone read you a story and ask questions about the story. Answer the questions.
29 Help fold wash cloths.	30 Sing a song of praise.	31 Practice buttoning and zipping.				

(See Back.)



# *Make Waves with Summer Reading!*

**Summer Reading Log**  
**Due 1<sup>st</sup> Day of School**  
**(see back page)**

All Saints Catholic School:

Rising Kindergartners' Summer Reading List  
and Ideas

Next year, you will learn to begin reading on your own!  
Ask mom, dad or other family members to read you  
stories this summer!

**Work on upper and lowercase letters and their corresponding  
sounds.**

**Work on rhyming (basic nursery rhymes are great for this).**

Ask your child what sounds and words they hear that rhyme  
throughout a poem or story.

**Read Alphabet Rescue by Audrey Wood. Please also read  
First Day Jitters by Julie Danneburg. We will review this book  
on the first day of school! 😊**

**Work on learning some basic words by sight that are  
common (for example, the, is, we, can, it, for).**

**Read Bed Time Stories Every Night.** Be sure to ask who, what,  
when, where and why questions about the story. Also ask  
your child about the main characters and setting.

**Note:** Please spend at least 20 minutes reading with your child  
daily.



# Make Waves for Summer Reading! Personal Reading Log





\_\_\_\_\_

(Student Name)

Record the title and author of the books you read this summer below. Return this log the first day of school. You'll be invited to a Summer Reading Ice Cream Party if this is turned in with at least 15 books read!

1. \_\_\_\_\_
2. \_\_\_\_\_
3. \_\_\_\_\_
4. \_\_\_\_\_
5. \_\_\_\_\_
6. \_\_\_\_\_
7. \_\_\_\_\_
8. \_\_\_\_\_
9. \_\_\_\_\_
10. \_\_\_\_\_
11. \_\_\_\_\_
12. \_\_\_\_\_
13. \_\_\_\_\_
14. \_\_\_\_\_
15. \_\_\_\_\_
16. \_\_\_\_\_
17. \_\_\_\_\_
18. \_\_\_\_\_
19. \_\_\_\_\_
20. \_\_\_\_\_

# June 2020

	<p><b>15</b> Make a graph of your family from smallest to tallest. Explain your graph in words.</p>	<p><b>16</b> Write a thank you note to someone who has done something kind for you</p>	<p><b>17</b> Go on a Shape Hunt. Count how many items are shaped like a circle and a square in your house. Circle: _____ Square: _____</p>	<p><b>18</b> Tell time  by the hour and half hour all day.</p>	<p><b>19</b> Write out your morning routine.</p>
<p><b>20</b> Take a handful of pennies and divide them into two groups. How many cents does each group have? Talk about more, less, and equal</p>	<p><b>21</b> Dig a hole. Describe the different layers of dirt, creatures, and other interesting findings.  Ask an adult first!</p>	<p><b>22</b> Help your parent(s) write the grocery list.</p>	<p><b>23</b> Estimate and count how many bites it takes you to eat a sandwich.  Estimate and count how many bites it takes a grownup to eat a sandwich. Is the number of bites the same?</p>	<p><b>24</b>  Count the flowers in area over a three week period. Compare your tallies.</p>	
<p><b>25</b> Write out the recipe for your favorite lunch.</p>	<p><b>26</b> Make a clock face with a paper plate. Write 12 at the top, 6 at the bottom, and then fill in the rest of the numbers. Add hands if you want!</p>	<p><b>27</b> Take a walk outside. Record on paper how many insects, birds, and mammals you see. </p>	<p><b>28</b> Practice writing your upper and lowercase letters.</p>	<p><b>29</b> A grown-up can choose a number and start counting three numbers. Then you say the next three numbers – or more! Do this several times!</p>	
<p><b>30</b> Go outside and write an observation about your surroundings. Record what you experience with each of your senses </p>					

Dear Rising 1<sup>st</sup> Grade Families,

*To build a love of reading and community all students are asked to read at least eight (8) books this summer, but are encouraged to read as many books as possible. They will then complete the attached book log and have it signed. Below are suggested titles as well as recommended authors. Students are invited to read as much as possible!*

*I have asked that the students read the following two books and write a sentence about whether they like or dislike the story. Then they may draw a picture of their favorite part of each story.*

- *Sterling, D.J First Grade Here I come*
- *Martin, Bill Chicka Chicka Boom Boom*

*Your child may read these books independently, or they can be read aloud by an adult.*

Aliki My Five Senses  
Cronin, Doreen Click, Clack, Moo: Cows That Type  
Cunnane, Kelly For You are a Kenyan Child  
Ehlert, Lois Growing Vegetable Soup  
Henkes, Kevin Kitten's First Full Moon  
Hodgkins, Fran & True Kelly How People Learned to Fly  
London, Jonathan Froggy Goes to School  
Moss, Lloyd Zin! Zin! Zin! A Violin  
Pfeffer, Wendy From Seed to Pumpkin  
Rey, H. A. Curious George Goes to the Beach  
Robbins, Ken Autumn Leaves  
Rylant, Cynthia Puppy Mudge  
Sendak, Maurice Chicken Soup With Rice  
Willems, Mo Knuffle Bunny

**I. Look for fiction books by these authors\*:**

Tedd Arnold Steven Kellogg Cynthia Rylant Eric Carle Leo Lionni Eileen Spinelli  
Mem Fox Arnold Lobel Rosemary Wells  
Paul Galdone Bill Martin Jr. Mo Willems  
Steven Jenkins David McPhail Jane Yolen

**II. Explore nonfiction books by these authors\*:**

Kelly Doudna Gail Gibbons Seymour Simon  
Margery Facklam Tana Hoban Melanie Walsh  
Helen Frost Jean Marzollo







\*Some authors write for older children too. Parents, be sure to check the appropriateness of books chosen.





You will also notice a calendar of activities. These are **optional** but it gives the students a daily task in order to keep those brains working while on vacation!!

I look forward to meeting you all, Mrs. Hamner














# JULY 2020

	<p><b>1</b></p>  <p>Make up a funny rhyming song. Sing it to a family member.</p>	<p><b>2</b></p> <p>Which is more in value: 10 nickels or 6 dimes?</p>	<p><b>3</b></p> <p>With chalk, make a repeating pattern design on a sidewalk or driveway near you. <i>Ask an adult first.</i></p>
<p><b>4</b></p> <p>Independence Day!</p> <p>Celebrate this day by writing a list of things you like about America!</p> 	<p><b>5</b></p> <p>Play "Monster Squeeze" or "Guess My Number". Use clue words: "more than" and "less than".</p>	<p><b>6</b></p> <p>Make a list of all the objects in one room of your house. Check your spelling.</p>	<p><b>7</b></p> <p>Make up your own story and share it at bedtime</p>
<p><b>8</b></p> <p>Grab a handful of cereal or candy and estimate how many pieces you have. Now count. Then eat it. YUM!</p>	<p><b>9</b></p> <p>Take a trip outside and choose an animal, insect, or plant to watch for 10 minutes. Describe it as clearly as you can.</p> 	<p><b>10</b></p> <p>Take a walk and make a list of all the things you see along the way. Make it into a story.</p> 	<p><b>11</b></p> <p>Skip count by 10's to 100. Skip count by 2's to 10 or more.</p>
<p><b>12</b></p> <p>Draw and label a picture of a plant or animal you see in your neighborhood.</p> 	<p><b>13</b></p> <p>Find a group of objects to sort (toys, laundry, cans of food, etc.). Find at least two ways to sort and classify (describe each group).</p>	<p><b>14</b></p> <p>Write the numbers 1-5. Draw objects to match each number.</p>	<p><b>15</b></p> <p>Ants are everywhere outside! Try following them to their home and see what they're up to. Where do they live? How many can you count in one place?</p> 

<p><b>16</b> Write out the menu for tonight's dinner.</p>	<p><b>17</b> It's National Ice Cream Month! Write a list of your favorite ice cream flavors.</p> 	<p><b>18</b> Cut open a piece of fruit. Do you see seeds? How many? Compare it to another kind of fruit.</p>	<p><b>19</b> School starts on August 30. How many days until school starts? Don't forget to count weekends!</p>	<p><b>20</b> Survey friends and neighbors to find out what kind of pets they have. Make a tally chart. Don't forget to make a category for "No Pets"</p>	<p><b>21</b> Write the names of the people in your house. Count the letters in each and write the name that has the most letters in the blank: _____</p>
<p><b>22</b> How many words can you make from the word "rainbow"? Make a list.</p>	<p><b>23</b> Can you think of animals that weigh more than 100 pounds? List as many as you can.</p> 	<p><b>24</b> Write a letter to your favorite author and tell them why you like his/her books!</p>	<p><b>25</b> Read to a pet or an animal.</p> 	<p><b>26</b> Copy a sentence from your favorite book. Count the different letters that are used. Which letter is used most? Are there any letters left out?</p>	
<p><b>27</b> Write a rap about your favorite book.</p>	<p><b>28</b> Discuss your favorite summer reading book at the dinner table.</p>	<p><b>29</b> Write the number that is 2 more than 10; 2 more than 8; 2 more than 7; 2 more than 11; 2 more than 17.</p>	<p><b>30</b> Read the weather report. Where is the hottest place? How hot is it? Where is the coldest place? Where is it?</p> 	<p><b>31</b> Write a poem about something you see outside</p>	



# August 2020

		<p><b>1</b></p> <p>Draw 2 large rectangles. Divide 1 in half to make 2 smaller rectangles. Divide the other in half to make 2 triangles.</p>	<p><b>2</b></p> <p>Draw a map of your neighborhood. Label your house and your friends' houses!</p>	<p><b>3</b></p> <p>Eat a piece of fruit. Write words describing how it looks, feels, tastes, and smells.</p> 	
<p><b>4</b></p> <p>Use a grocery receipt your mom saved. Circle the most expensive item in red. Circle the least expensive item in blue. What is the difference?</p>	<p><b>5</b></p> <p>Go on a nature walk today. Write about the different types of flowers you saw. Did you see any bugs or animals?</p> 	<p><b>6</b></p> <p>Make a list of all the fun things you want to learn this year.</p>	<p><b>7</b></p> <p>Estimate the number of steps from your bed to the refrigerator. Write down your estimate. Check to see if you are right. Write down the actual number of steps.</p>	<p><b>8</b></p> <p>Enjoy some ice cream and write a "How to Eat and Ice Cream Cone" book.</p>	
<p><b>9</b></p>  <p>School will be starting soon! Make a list of school supplies!</p>	<p><b>10</b></p> <p>Use an egg carton your mom saved. Number each cup from 1 to 12. Put 2 beans in the carton. Close it and shake. Open and add the numbers of the cups where the beans fell. Write down the total. Do 4 more times.</p>	<p><b>11</b></p> <p>Count how many doors and windows are in your home. Do you have more doors or windows?</p>	<p><b>12</b></p> <p>Read a book to someone special.</p> 	<p><b>13</b></p> <p>Make a tally chart of the number of fruits and vegetables you ate today at meals and for snacks. Did you eat 5 servings?</p>	<p><b>14</b></p> <p>Make a card for someone special. Write a nice message inside.</p>

<p><b>15</b></p> <p>Write a how-to book about something you learned to do this summer.</p> 	<p><b>16</b></p> <p>Cut out grocery coupons your family might use. Sort the coupons into different categories. Which category has the most? The least?</p>	<p><b>17</b></p> <p>Write a sentence about you. How many words are in your sentence? How many letters are in your sentence?</p>	<p><b>18</b></p> <p>Ask your parents what they liked to read when they were kids.</p>	<p><b>19</b></p> <p>When you go out, count how many people are wearing short and long pants and compare. Why might that change on another day?</p> 	
<p><b>20</b></p> <p>Weigh yourself. Record the results by completing the sentence: "I weigh _____ pounds!"</p>	<p><b>21</b></p> <p>Write a letter to your first grade teacher.</p> 	<p><b>22</b></p> <p>Make a calendar for this week. Record the temperature each day. At the end of the week, compare your weather with Boston, MA.</p>	<p><b>23</b></p> <p>Help set the table for a meal. How many people are there? How many forks, spoons, and knives do you need?</p> 	<p><b>24</b></p> <p>Write a letter to a friend about something you did this summer.</p>	<p><b>25</b></p> <p>Find a recipe and make it with an adult.</p> 
<p><b>26</b></p> <p>Make a list of as many shapes you can think of. Go on a scavenger hunt, looking for those shapes. Check off the shapes you find.</p>	<p><b>27</b></p> <p>If today is Sunday, what day was yesterday? What day is tomorrow?</p>	<p><b>28</b></p> <p>How many books do you have? First make an estimate. Then count them. How close was your estimate?</p> 	<p><b>29</b></p> <p>Learn 5 facts about animals you didn't already know.</p>	<p><b>30</b></p> <p>You buy 9 lollipops and give 3 away. How many do you have left?</p> 	<p><b>31</b></p> <p><b>Congratulations!</b> Your brain continued to grow this summer. You are ready for first grade!</p>

Name \_\_\_\_\_

# Get Ready for Second Grade, Amber Brown By: Paula Danziger



Name \_\_\_\_\_

## Pre-Reading Questions

Write the title, and sketch the cover.

Read the summary on the back of the book. What does it tell you?

What predictions do you have about the book?

Based on your answers to the other questions, does this seem like a book you will enjoy? Why or why not?

Name \_\_\_\_\_

## Good News and Bad News


Directions: The first thing Amber said in the story was that she had good news and bad news. Write them below. As you continue to read, sort what happens into what she would consider "good news" and "bad news."

The Good News

The Bad News







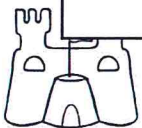
# Have a ball reading this summer!

## Summer Choice Board

Complete at least 20 of these activities and return to your 1<sup>st</sup> grade teacher for your ticket to the Back to School Bash.




S	U	M	M	E	R
Read to stuffed animal. I read _____ to _____	Read to someone younger. I read _____ to _____	Go to the library. I saw _____	Go to library story time. I heard _____	Get a library card. My number is _____	Read to someone older. I read _____ to _____
Read a fiction (not real) book in bed. I read _____	Read a non-fiction (real) book about animals. I read _____	Read a non-fiction book about a person. I read about _____	Read a book online. I read _____	Read a book outside. I read _____	Read a book with a favorite TV show character. I read _____
Read to a pet. I read _____ to _____	Read a book in pajamas. I read _____	Read in the living room. I read _____	Read on the couch. I read _____	Read wearing a hat. I read _____ My hat was _____	Read in the car. I read _____ going to _____
Read on a Sunday. I read _____	Read on a Monday. I read _____	Read on a Tuesday. I read _____	Read on a Thursday. I read _____	Read on a Friday. I read _____	Read on Saturday. I read _____
Read under a tree. I read _____ at _____	Read sitting in the grass. I read _____ at _____	Read after dinner. I read _____ after I ate _____	Read before breakfast. I read _____ before I ate _____	Read a poem. I read _____ by _____	Listen to someone read to you. I heard _____
Free choice. I read _____	Free choice. I read _____	Free choice. I read _____	Free choice. I read _____	Free choice. I read _____	Free choice. I read _____



Rising Third Graders Required Summer Reading:

Ralph S. Mouse by Beverly Cleary



**Comprehension Questions**

Define setting. Where does the setting take place at the beginning of the book?

Who is Ralph? Name three adjectives to describe him.

Who is Ryan? Name three adjectives to describe him.

Describe Ralph and Ryan's relationship. Where did they meet?

What is Ralph's favorite hobby? Why does he like this hobby so much?

Who wants to ride Ralph's motorcycle? What did he tell them? What type of emotion did Ralph display in his response to them?

Why does Ralph feel like he needs to live at Ryan's school? Do you think his feelings are justified? Why or why not?

Who is Miss K? How does she react when she saw Ralph? What does she initially want to do with him? Do you think it's a good idea? Why or why not?

Do you think Ralph would do well in the classroom? Explain.

In Chapter 3, Ryan tells Ralph he can't have something. What is it? Do you think he was being mean?

How in the world did Ralph end up in a fish bowl? How does he feel about it?

What happened to Ralph's motorcycle?

How did Miss K's classroom benefit from interacting with Ralph?

Ralph and Ryan started to have problems in their friendship. Explain.

Should Ralph go back to his family? Why or why not?

Ralph and Ryan patch up their relationship. How?


What bright, shiny new thing did Ralph receive toward the end of the book? Who gave it to him? How did it make him feel?

Did the book end happily?

**Suggested additional books to enjoy the summer with:**

1. Junie B. Jones –any from the series  
By Barbara Park
2. Ramona – any from the series  
By Beverly Cleary
3. The Babysitter's Club – any from the series  
By Ann M. Martin
4. Judy Moody –any from the series
5. Humphrey – any from the series
6. Magic Tree House – any from the series  
By Mary Pope-Osborne
7. James and the Giant Peach  
By Roald Dahl
8. Because of Winn Dixie  
By Kate Dicamillo

# Rising 4<sup>th</sup> Grade Summer Reading




Summer Greetings to my new fourth graders

I hope you have a wonderful summer filled with love, joy, and lots of reading!

I would be happy recommend books. Please email me at [mb34ever@gmail.com](mailto:mb34ever@gmail.com).

Please feel free to add pictures of yourself reading to your poster projects. I can't wait to see them.



God bless you,

Ms. Marybeth Devany



# Student Poster!

## Materials

To complete this poster, you will need an 11" by 17" piece of cardstock or construction paper. You may also need art supplies (such as crayons, paint, markers, stickers, etc.) Feel free to use whatever materials you wish to complete your poster

## Directions

Design a poster that is a reflection of your understanding of the story. Some ideas might include (but are not limited to):

Drawing a picture of your favorite character(s)

Designing a movie poster for the story

Creating a comic strip of story events

Creating a new book jacket

Collage of items that relate to the story

Character Diary (Day in the Life)

Illustration of favorite scene

Creating a poem based on the story or the characters

Letter to the author

## You May Also Want to Include...


\*A picture of you and your family reading the book together

\*Artifacts or objects that relate to the story (that can be attached to poster)

\*Additional illustrations or drawings

Dear Rising Class of 2025 Families,

Children acquire new skills throughout the school year, but they can lose ground if learning stops during the summer break. Fortunately, learning never has to stop. Children who read throughout the summer gain skills and develop a better understanding of language and the world around them. Please encourage them to experience the joy of reading, the doorway to all other learning.



This summer, students will be reading the book, ***King George: What Was His Problem?*** by Steve Sheinkin. This nonfiction book will help prepare your student to study the American Revolution in a true but humorous way.

We are going to break down the book into 3 parts. I'm asking students to pace and read 60 pages every 4 weeks. They already have sticky notes in their books where to be finished by the end of June, July, and August.

Reading doesn't have to be the last step! Once your child has finished the book, you can build upon that experience by talking to them about it and if you're not sure what to say, you can use some of the following and I also will be asking these questions:

- What were some of the differences between this book and books you normally read?
- Were you surprised about anything that happened or that you learned from this book?
- Now that you've read this book, is there anything that it makes you want to do or learn more about?
- What kind of book do you want to read next? Take them to the library!

Our summer project will be to create a board game with information from the book. (Think of Monopoly, Guess Who or Candyland for example.) Attached are the directions. I will post additional resources on our Google Classroom page.

Happy Reading!

Mrs. Detrick

# CREATE YOUR OWN board game

## What are different types of board games?

- Trivia
- Board
- Card
- Puzzles
- Strategy

## What do you need in order to create a great board game?

- Instructions
- Board
- Dice/Spinner
- Cards - Opportunity & Consequence
- Theme/Topic of Focus
- Action Spaces on the Board
- Playing Pieces - Markers/Counters/Tokens
- Money/An Object to "Collect"
- A Clear Objective

# INSTRUCTIONS

**Game Name:**

**Number of Players:**

**Materials:**

**Object of the Game:**

**How to Play:**

**How to Win:**



## Middle School Summer Reading

### Summer Book Report Menu

Choose one appetizer, one entrée, and one dessert from the menu below to earn **90 points**.

#### Appetizers

##### **Title Chips**

Write three new titles for your book. **15 pts**

##### **Quote Soup**

Select three quotes from your book that you think are important or meaningful, then write an explanation of why you chose them. **20 pts**

##### **Setting Salad**

Create a chart describing the setting, then describe how the setting influences the plot and the theme of the story. **25 pts**

#### Entrees

##### **Sizzling Summary**

Write a three-paragraph summary of your book in your own words. **45 pts**

##### **Poetic Pizza**

Using several important words and phrases from your book, write a poem that relates to the theme of your book. **50 pts**

##### **Pork Chop Plot**

Chart Create a detailed plot chart for your book, explaining all the elements of plot (including exposition, setting, characters, rising action, conflict, climax, falling action, resolution, point of view, and theme). **60 pts**

#### Desserts

##### **Plot, Sweet Plot**

Draw a comic strip of at least four frames that tells the story. **15 pts**

##### **Delicious Cover Design**

Design a new cover for your book. Include a drawing, the title, and something that gets across the theme of the book. **20 pts**

##### **Artsy Tart**

Choose two scenes from the story to illustrate, then write a detailed description of your scenes. **25 pts**

***All work must be done neatly in final-draft quality for the maximum number of points.***